



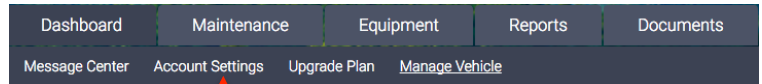
Working With Account & Vehicle Settings

Learn how set various account settings

ACCOUNT & VEHICLE SETTINGS OVERVIEW

Once you have setup your account there are various settings for both your account information and your vehicle that might prove useful. You can turn on and turn off alerts, set the frequency of alerts, add specific information about your vehicle etc.

Account Settings



Account Settings [Help](#) [Learn More About the Account Settings Page](#)

PERSONAL INFORMATION [Edit](#)

Rob Willard
robwillard@mstrategy.net

ACCOUNT [Cancel Account](#) [Update Plan](#)

0% You are using 32MB of your available 1GB 100%

Current Plan:

BILLING INFORMATION [Update Plan](#)

Address	Credit Card
1926 Ewing Ave	Card Number:
Charlotte, NC 28203	Expiration Date:

ALERT SETTINGS [ON](#) [Save](#) [Cancel](#)

Upcoming Maintenance On

Frequency
Daily

Timing
7 days in advance
1000 miles in advance

EXPENSE TYPE [Add New](#)

Name
Personal Edit Delete

Personal Information – this is where you can change your email address which will also change your login id.

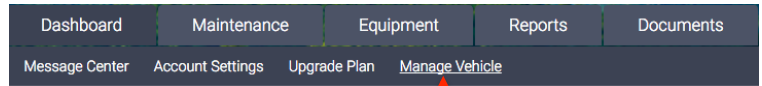
Account – This shows how much disk space is being used by any documents you have uploaded. While it will take A LOT of documents to use up this space additional space is available if needed.

Billing information – This is updated automatically when you sign up for a paid annual membership. Full credit card numbers are not stored on our application servers and will never be displayed here. Credit Card information is kept with our online financial transaction processor who must go through rigorous government regulatory processes and security compliance procedures.

Alert Settings – Here you can set how often you want alert emails, and how far in advance of coming due maintenance tasks.

Expense Type – If you attribute some of your expenses to say a business or need to categorize them for other tax purposes this is where you setup those expense categories.

Manage Vehicle




Manage Vehicle: Country Coach [Help](#) Learn More About the Manage Vehicle Page

VIN: 4U7C9FA1281080182 Edit
Vehicle Type: Motorhomes **Make:** Country Coach **Year:** 2008 **Model:** Galileo 625 Caterpillar / Series Magna 630 Series / Length (45')

REGISTRATION Edit
License Plate: DJY1205 **County:** Caldwell **State:** NC **Expiration Date:** Aug 31, 2016

PURCHASE INFORMATION Edit
Purchase Date: Jun 18, 2015
Price: \$258,500.00
Interest Rate: 0%
Mileage at Purchase: 29,166
Purchased From: West Coast Corvette

WARRANTY Add New Warranty

Description	Provider	Contact Information	Start Date	Expiration Date	Notes	Docs
Warranty for Country Coach	Warranties A1	Jim Mellon	1/4/16	9/8/16	After market warranty purchased from the FMCA show. Covers Chassis	

Vehicle Information – This is where you can change key information about your vehicle such as VIN, make, year, and model of your vehicle.

Registration – This is where you can add key information about your registration, license plate and due date.

Purchase Information – If you wish this is a spot to keep track of key purchase information about your vehicle such as purchase date and miles at purchase.

Warranty – In this section you can store all the details of any warranties that came with your vehicle or those you have purchased in the after market space. You can also upload any relevant warranty documents here.